


MY SUMMER REVIEW



Name: _____ # _____ Date: _____

Writing Checklist

I can use a capital letter.

I see the dog.

I can use finger spaces.

I see the dog.

I can sound out words.

I see the dog.

I can use punctuation.

I see the dog.

I can draw a picture that matches.



I can add details to my picture.




Name: _____

Buckets of Letters


Directions: Write the alphabet letters
in UPPERCASE letters.





Name: _____

Surfing Numbers



Directions: Trace the numbers 1-20 in order.

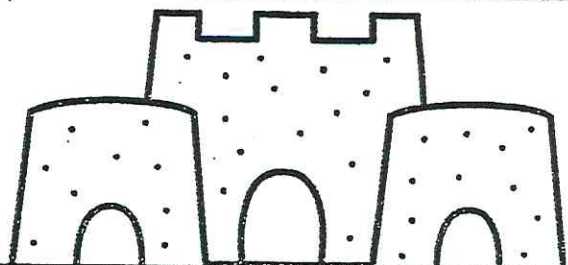
1	2	3	4
5	6	7	8
9	10	11	12
13	14	15	16
17	18	19	20

Name: _____

Buckets of Letters


Directions: Write the alphabet letters
in LOWERCASE letters.





Name: _____

Surfing Numbers



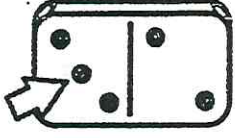




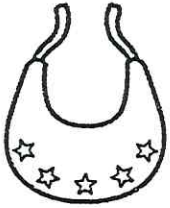


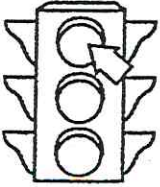


Directions: Write the numbers 1-20 in order.

Name: _____

Middle Sound Mix Up

Directions: Color the missing vowel sound in each word. Write the missing letter to complete the word.








 <table border="1" data-bbox="391 394 557 569"><tr><td>a</td><td>e</td></tr><tr><td>i</td><td>o</td></tr></table>	a	e	i	o	 <table border="1" data-bbox="857 394 1023 569"><tr><td>a</td><td>e</td></tr><tr><td>i</td><td>u</td></tr></table>	a	e	i	u	 <table border="1" data-bbox="1321 394 1487 569"><tr><td>a</td><td>e</td></tr><tr><td>i</td><td>o</td></tr></table>	a	e	i	o
a	e													
i	o													
a	e													
i	u													
a	e													
i	o													
j m	m g	d t												
 <table border="1" data-bbox="386 814 552 989"><tr><td>a</td><td>e</td></tr><tr><td>i</td><td>u</td></tr></table>	a	e	i	u	 <table border="1" data-bbox="850 814 1016 989"><tr><td>a</td><td>e</td></tr><tr><td>i</td><td>o</td></tr></table>	a	e	i	o	 <table border="1" data-bbox="1317 814 1482 989"><tr><td>a</td><td>e</td></tr><tr><td>i</td><td>u</td></tr></table>	a	e	i	u
a	e													
i	u													
a	e													
i	o													
a	e													
i	u													
h n	l p	p d												
 <table border="1" data-bbox="380 1224 545 1398"><tr><td>a</td><td>e</td></tr><tr><td>i</td><td>o</td></tr></table>	a	e	i	o	 <table border="1" data-bbox="846 1224 1011 1398"><tr><td>a</td><td>e</td></tr><tr><td>i</td><td>u</td></tr></table>	a	e	i	u	 <table border="1" data-bbox="1312 1224 1477 1398"><tr><td>a</td><td>e</td></tr><tr><td>i</td><td>o</td></tr></table>	a	e	i	o
a	e													
i	o													
a	e													
i	u													
a	e													
i	o													
w o	o o	m p												
 <table border="1" data-bbox="370 1623 535 1797"><tr><td>a</td><td>e</td></tr><tr><td>i</td><td>u</td></tr></table>	a	e	i	u	 <table border="1" data-bbox="837 1623 1003 1797"><tr><td>a</td><td>e</td></tr><tr><td>i</td><td>o</td></tr></table>	a	e	i	o					
a	e													
i	u													
a	e													
i	o													
c t	r d													



Name: _____

Missing Numbers

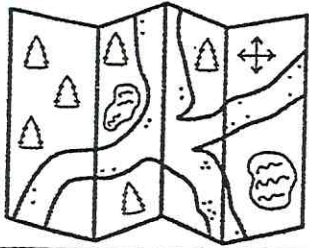
Directions: Write the missing numbers for each set of buckets.




Name: _____

What's That Sound?

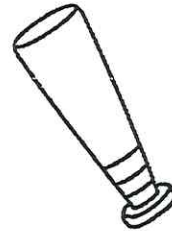
Directions: Write the missing ending sound on the line.



ma




cra



ba




sur




lo




be




an



cor



ra



mil






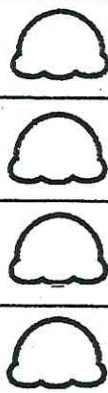


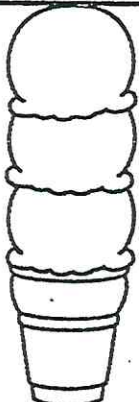


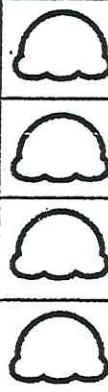
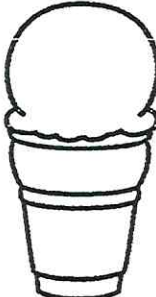
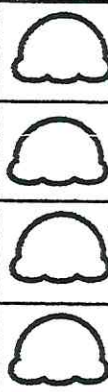






ca



Name: _____

What's the Scoop?

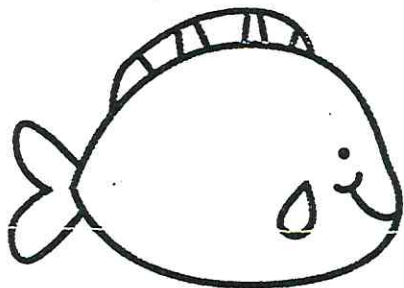
Directions: Color the ice cream scoops to match the height of the ice cream cone. Write the number on the line.

					
<hr style="border-top: 1px dashed black;"/>					
					
<hr style="border-top: 1px dashed black;"/>					
					
<hr style="border-top: 1px dashed black;"/>					


Name: _____

Summer Sentences


Directions: Read the sentences. Color the picture to match the sentence. Pick one picture and write your own sentence on the line below.




The fish is wet.
The fish can swim.




The ant is small.
The ant is black.



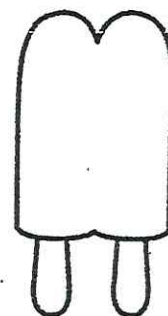
The sun is hot.
The sun is yellow.




The wave is big.
The wave is blue.



The crab can go fast.
The crab is red.




The ice pop is cold.
The ice pop is orange.



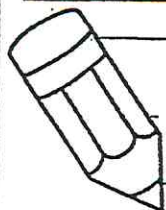
The frog can hop.
The frog is green.



The bucket is full.
The bucket is purple.









The castle is tall.
The castle is brown.



Name: _____

Create-a-Pattern


Directions: Color the ice cream cones to match the pattern on the cup. Pick a pattern for the last row. Write the pattern on the cup and color the cones to match.


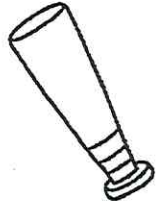
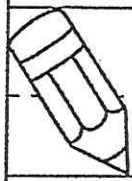




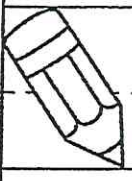
Name: _____


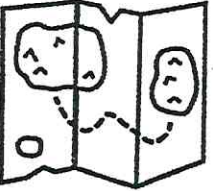
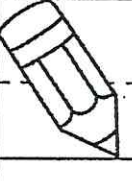
Summer CVC



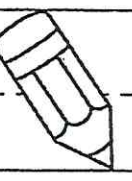
Directions: Read the word. Change the middle sound to make a new word to match the picture. Write the new word on the line.



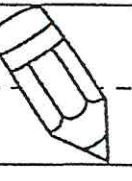


 bit	change to 	 _____
--	--	--

 hog	change to 	 _____
--	--	--

 mop	change to 	 _____
--	--	--

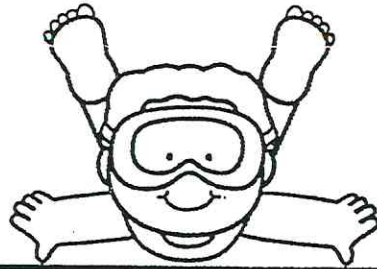
 ham	change to 	 _____
--	--	--

 bud	change to 	 _____
--	--	--

Name: _____

Directions: Cut out the fish on the right to help solve the subtraction problems.

Under Water Subtraction



$8 - 1 = \underline{\quad}$

$7 - 2 = \underline{\quad}$

$10 - 2 = \underline{\quad}$

$8 - 4 = \underline{\quad}$

$9 - 4 = \underline{\quad}$

$6 - 5 = \underline{\quad}$

$6 - 3 = \underline{\quad}$

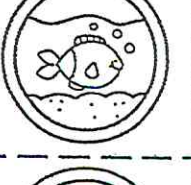
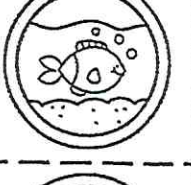
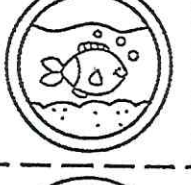
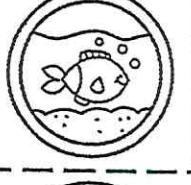
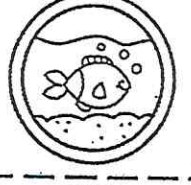

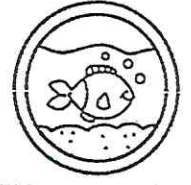
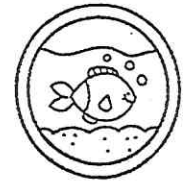
$5 - 2 = \underline{\quad}$

$5 - 3 = \underline{\quad}$

$4 - 4 = \underline{\quad}$

$7 - 1 = \underline{\quad}$

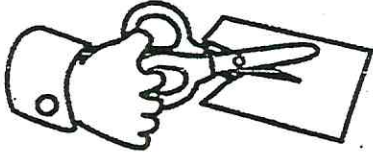
$10 - 3 = \underline{\quad}$




Name: _____

CVC Scramble

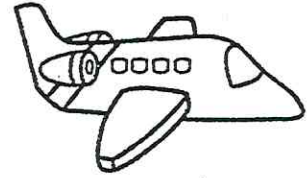
Directions: Unscramble the letters and write the word on the line.




t c u



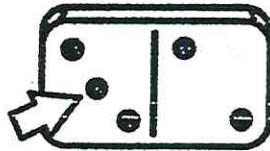
r g i




e j t




c b o




t o d



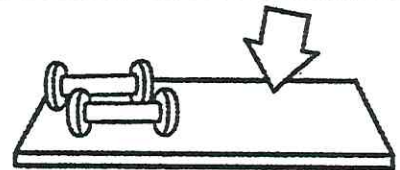
u s b



a n p



n m e



a t m



t i h




o p p



Name: _____

Directions: Cut out the pineapples on the right to help solve the addition problems.

Sweet Summer Addition



$7 + 3 = \underline{\quad}$

$7 + 2 = \underline{\quad}$

$5 + 2 = \underline{\quad}$

$3 + 4 = \underline{\quad}$

$6 + 1 = \underline{\quad}$

$6 + 2 = \underline{\quad}$

$8 + 2 = \underline{\quad}$




$9 + 1 = \underline{\quad}$

$5 + 5 = \underline{\quad}$

$2 + 7 = \underline{\quad}$

$4 + 4 = \underline{\quad}$



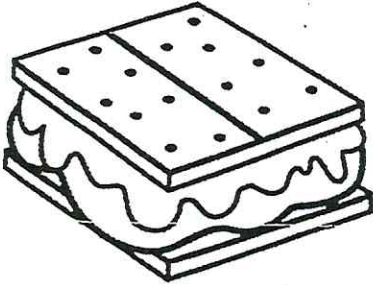
$4 + 2 = \underline{\quad}$



Name: _____

Beach S Blends

Directions: Color the blend that matches the picture. Use one word to write a sentence on the line below.



sm

st

sl

sl




st

sp

st

sl

sw



sl

sw

st

sw

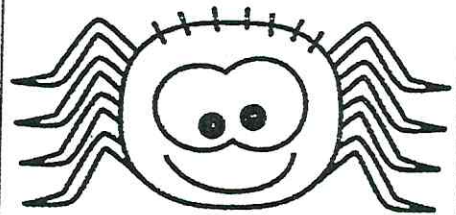
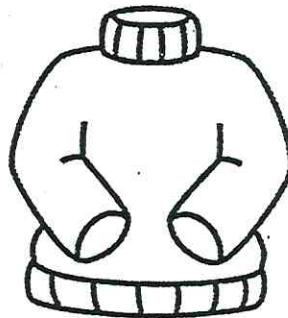

sp

sn

sc

sl

st



sm

sl

st

sm

sw

st

st

sc


sp



Name: _____

Counting by 5s


Directions: Count by 5s and write the numbers in the water balloons. Color the balloons to make a pattern.




Name: _____

Word Families

Directions: Color in the correct word family, then write it on the line below. Choose one word to write a sentence.



un	ug
ut	up



un	ug
ut	up



un	ug
ut	up

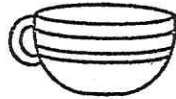
p

b

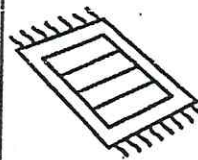
n



un	ug
ut	up



un	ug
ut	up



un	ug
ut	up

s

c

r



un	ug
ut	up



un	ug
ut	up




un	ug
ut	up

h

f


j



Name: _____

Comparing Numbers

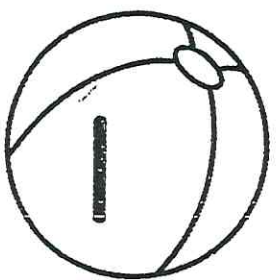
Directions: Look at the numbers on each whiteboard. Circle the $<$, $>$ or $=$.



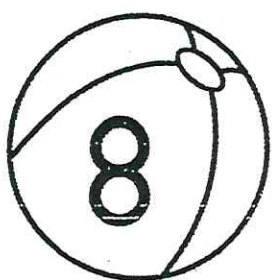
$>$
 $<$
 $=$



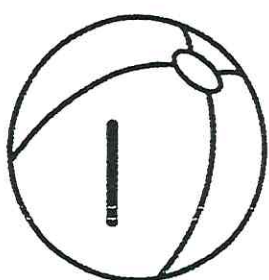
$>$
 $<$
 $=$




$>$
 $<$
 $=$



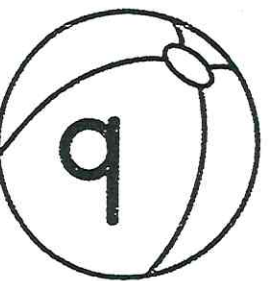
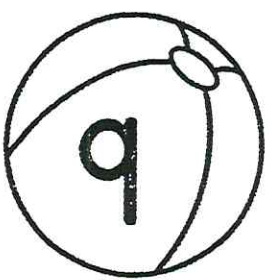
$>$
 $<$
 $=$



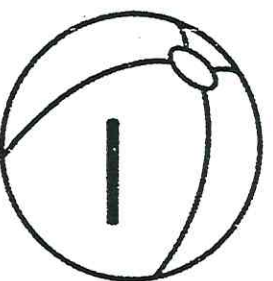
$>$
 $<$
 $=$



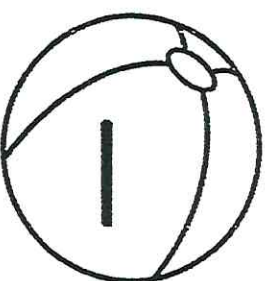
$>$
 $<$
 $=$



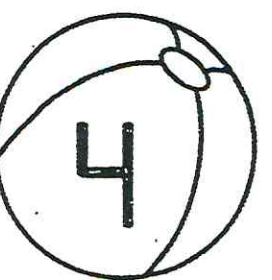
$>$
 $<$
 $=$



$>$
 $<$
 $=$



$>$
 $<$
 $=$



$>$
 $<$
 $=$



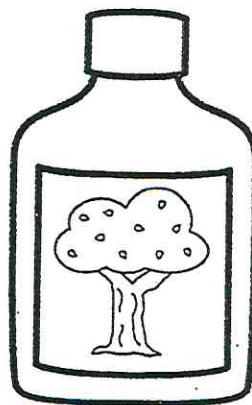


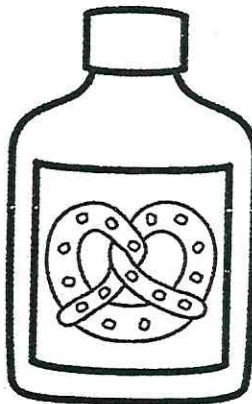
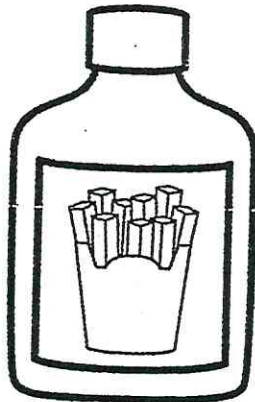

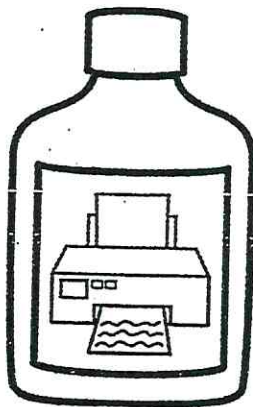

Name: _____

R Blends



Directions: Use the color code to color the soap bottles.



orange	blue	red	brown	yellow	green	purple
br	cr	dr	fr	gr	pr	tr



Name: _____



Count by 10s

Directions: In each set, write the missing numbers counting by 10s.
Practice counting by 10s. Color a fish each time you count by 10s.

	20		40	
60				100




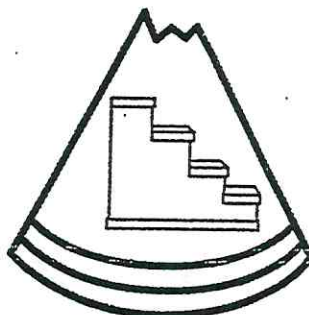
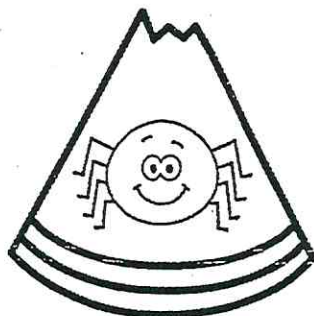
10		30		
			90	

Name: _____

Sweet S Blends

Directions: Use the color code to color the watermelon.

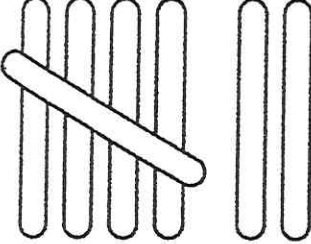

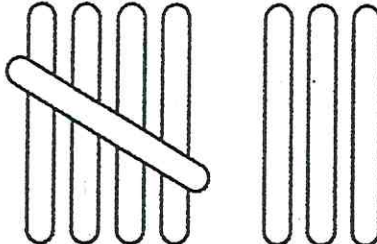





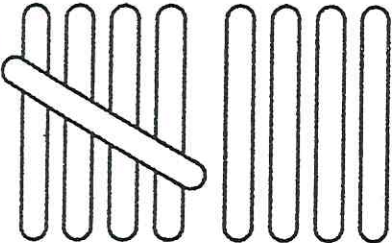
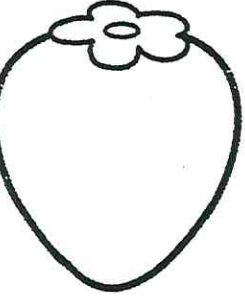






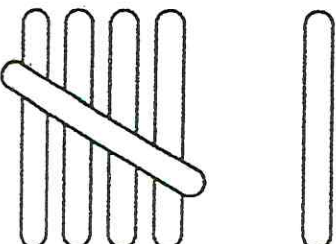

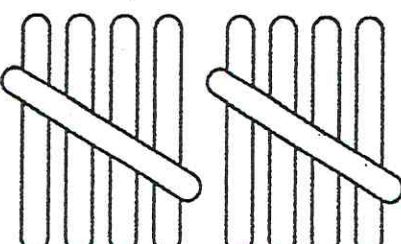

blue	yellow	purple	red	green	orange
sc	sm	sn	sp	st	sw



Name: _____

Berry Good Tally

Directions: Count the tally marks. Write the number of tally marks in the strawberry.


Name: _____

CVC or CVCe

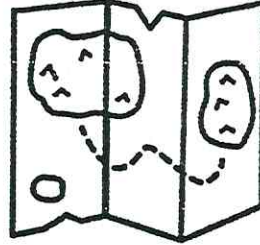
Directions: Circle the word that matches the picture. Color the picture.




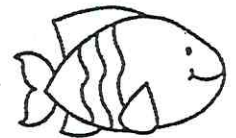

fun fune




cak cake



map mape




rob robe




wav wave



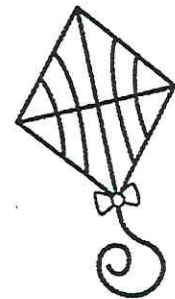
nap nape



hom home




cat cate




kit kite



hot hote



rid ride


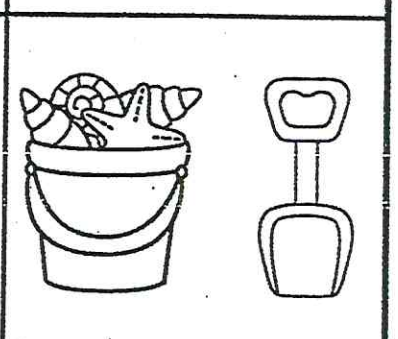



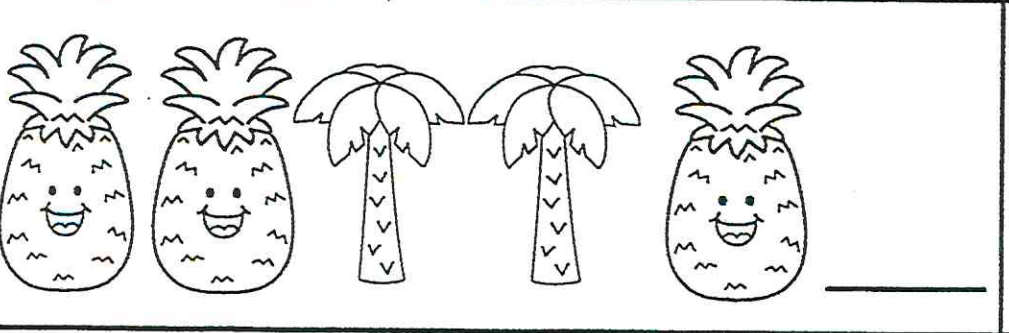



hog hoge

Name: _____

Summer Patterns

Directions: Look at the pattern in each row. Color the picture that would come next in the pattern.




	
	
	
	
	

100's Chart

1	2	3	4	5	6	7	8	9	10
11	12	13	14	15	16	17	18	19	20
21	22	23	24	25	26	27	28	29	30
31	32	33	34	35	36	37	38	39	40
41	42	43	44	45	46	47	48	49	50
51	52	53	54	55	56	57	58	59	60
61	62	63	64	65	66	67	68	69	70
71	72	73	74	75	76	77	78	79	80
81	82	83	84	85	86	87	88	89	90
91	92	93	94	95	96	97	98	99	100

SUMMER


Writing Journal
2-3 sentences, Use the
writing checklist.



name


Day

Day



Handwriting practice lines consisting of solid top and bottom lines with a dashed middle line, repeated across the page.

Day



Handwriting practice lines consisting of solid top and bottom lines with a dashed middle line, repeated across the page.

Name:

Stage K	Reads correctly	Spells correctly	Date	Notes
1. the				
2. is				
3. a				
4. and				
5. of				
6. to				
7. for				
8. I				
9. be				
10. said				
11. his				
12. see				
13. do				
14. her				
15. he				
16. put				
17. you				
18. so				
19. was				
20. saw				

